




NuCedar Mills[®]

finely crafted exteriors



Shingles, Siding
& Clapboard



PVC Trimboards



PVC Sheet Stock



PVC Mouldings



Prefinished Color
PVC Trim



IN-STOCK

PVC TRIMBOARDS

SMOOTH/SMOOTH

WOOD GRAIN/SMOOTH



WHITE PVC TRIMBOARDS (AVAILABLE IN SMOOTH AND WOOD GRAIN)			
SKU	NOMINAL SIZE	ACTUAL SIZE	LENGTH
D14PVC and D14PVCW	1" x 4"	3/4" x 3-1/2"	18'
D16PVC and D16PVCW	1" x 6"	3/4" x 5-1/2"	18'
D18PVC and D18PVCW	1" x 8"	3/4" x 7-1/4"	18'
D110PVC and D110PVCW	1" x 10"	3/4" x 9-1/4"	18'
D112PVC and D112PVCW	1" x 12"	3/4" x 11-1/4"	18'
D544PVC and D544PVCW	5/4" x 4"	1" x 3-1/2"	18'
D546PVC and D546PVCW	5/4" x 6"	1" x 5-1/2"	18'
D548PVC and D548PVCW	5/4" x 8"	1" x 7-1/4"	18'
D5410PVC and D5410PVCW	5/4" x 10"	1" x 9-1/4"	18'
D5412PVC and D5412PVCW	5/4" x 12"	1" x 11-1/4"	18'
STARPVC	375 plugs & screws	250 LF of coverage	Box
FILLNFX	Fill and Flex Adhesive		10 oz. tubes
ERASER	PVC Nail Eraser		"crayon"

*W = WOOD GRAIN (WOODGRAIN ONE SIDE, SMOOTH ONE SIDE)

WHITE PVC EDGE & CENTER BEAD			
SKU	NOMINAL SIZE	ACTUAL SIZE	LENGTH
ECB55PVC	1/2" x 6"	1/2" x 5-1/2"	16'

WHITE PVC CORNER BOARDS			
SKU	NOMINAL SIZE	ACTUAL SIZE	LENGTH
CB544PVC	5/4" x 4"	1" x 3-1/2"	20'
CB546PVC	5/4" x 6"	1" x 5-1/2"	20'



IN-STOCK

PVC SHEET STOCK

WHITE PVC SHEET STOCK						
THICKNESS	WIDTH	LENGTH				TEXTURE
		8'	10'	12'	18'	
1/4"	4'	●				SMOOTH
3/8"	4'	●	●			SMOOTH
1/2"	4'	●	●	●	●	SMOOTH
5/8"	4'	●				SMOOTH
3/4"	4'	●	●	●	●	SMOOTH
1"	4'	●	●	●	●	SMOOTH



WHITE PVC BEADBOARD SHEETS BY NANTUCKET BEADBOARD			
SKU	SIZE	DISTANCE ON CENTER	BEAD TYPE
SB158VB-PVC	1/2" X 4' X 8'	1-5/8"	V-BEAD
SB212VB-PVC	1/2" X 4' X 8'	2-1/2"	V-BEAD
SB2SB-PVC	1/2" X 4' X 8'	2"	STANDARD BEAD
SB3SB-PVC	1/2" X 4' X 8'	3"	STANDARD BEAD
SB6VG-PVC	1/2" X 4' X 8'	6"	V-GROOVE

PREFINISH IT

GET YOUR PVC PAINTED

Garden State Lumber now offers PVC mouldings, trim boards and sheet goods prefinished in any PPG Paints color of your choosing. Avoid the hassle and time of painting on-site and get a consistent, high quality manufacturer finish with a 25 year warranty.



GARDEN STATE LUMBER COLOR RECOMMENDATIONS:
The following color recommendations have been carefully selected to match the most common siding and window manufacturer color palettes available in the market.



We can pre-finish to any PPG Paints color of your choosing using the PPG color code. See page 132 and 133 for full color details.



WHITE PVC MOULDINGS

IN-STOCK

Please note that mouldings are shown at 60% of their actual size.



WHITE PVC MOULDINGS

IN-STOCK

CROWNS



UC51PVC
11/16 x 5-5/8

L8027PVC
9/16 x 5-1/4

WM47PVC
11/16 x 4-5/8

LWM49PVC
9/16 x 3-5/8

WM53PVC
9/16 x 2-5/8

BC5PVC
1-1/16 x 5-1/4

UC41PVC
11/16 x 4-5/8

RAKE/SOLID CROWNS



RAMPVC
1-13/32 x 2
(Rams Crown)

RAKEPVC
1 x 2

WM210PVC
11/16 x 1-5/8

SC234PVC
1-3/8 x 2-3/4

COVE/BED MOULDINGS



8016PVC
9/16 x 1-5/8

WM93PVC
3/4 x 3/4

BASE CAPS



8416PVC
5/8 x 1-5/8

WM164PVC
11/16 x 1-1/8

NOSE & COVES



8578PVC
11/16 x 1-1/8

8577PVC
5/8 x 3/4

QUARTER ROUND



8065PVC
3/4 x 3/4

PANELS



Rabbetted Panel

ES11PVC
1-1/8 x 1-3/4

PL2PVC
3/4 x 2

PL134PVC
9/16 x 1-3/4

PREFINISH IT

GET YOUR PVC PAINTED

Garden State Lumber now offers PVC mouldings, trim boards and sheet goods prefinished in any PPG Paints color of your choosing. Avoid the hassle and time of painting on-site and get a consistent, high quality manufacturer finish with a 25 year warranty.



GARDEN STATE LUMBER COLOR RECOMMENDATIONS:

The following color recommendations have been carefully selected to match the most common siding and window manufacturer color palettes available in the market.



We can pre-finish to any PPG Paints color of your choosing using the PPG color code. See page 132 and 133 for full color details.



WHITE PVC MOULDINGS

IN-STOCK

Please note that mouldings are shown at 60% of their actual size.

WHITE PVC MOULDINGS

IN-STOCK

EDGE & CENTER BEAD CAP



ECBCAPPVC
1-3/8 x 1-3/4

BRICK MOULD



WM180PVC
1-1/4 x 2

CASING / CASING COMBINATIONS




BDB35PVC
with
138BBPVC

DRIP CAP



WM197PVC
11/16 x 1-5/8

EDGE & CENTER BEADS



BP512PVC
3/8 x 5-1/2 (Beaded Planking)

BACKBAND



138BBPVC
1-3/8 x 1-3/8

THERMO STOP



STP2149PVC
1/2 x 2

BASES



BB514PVC
9/16 x 5-1/4



BDB35PVC
3/4 x 3-1/2

CASING



WC1CTPVC
1-1/16 x 3-1/2




BDB35PVC
with
ECBCAPPVC



WC1CTPVC
1-1/16 x 3-1/2

SILL/SILL NOSING



SILL7118
1-5/16 x 1-3/8



SILL7117PVC
1-1/4 x 5-1/4

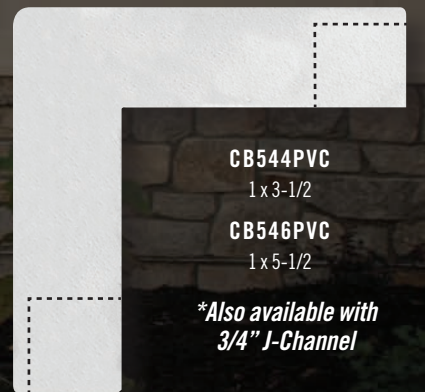


SILL7435PVC
1-3/4 x 2-3/4



SILL7650 (Historic Sill)
1-3/4 x 2

CORNER BOARDS



CB544PVC
1 x 3-1/2

CB546PVC
1 x 5-1/2

*Also available with
3/4" J-Channel

PREFINISH IT

GET YOUR PVC PAINTED

Garden State Lumber now offers PVC mouldings, trim boards and sheet goods prefinished in any PPG Paints color of your choosing. Avoid the hassle and time of painting on-site and get a consistent, high quality manufacturer finish with a 25 year warranty.



GARDEN STATE LUMBER COLOR RECOMMENDATIONS:


The following color recommendations have been carefully selected to match the most common siding and window manufacturer color palettes available in the market.



We can pre-finish to any PPG Paints color of your choosing using the PPG color code. See page 132 and 133 for full color details.



PRE-FINISHED COLOR PVC TRIM BOARDS, SHEET STOCK, MOULDINGS AND BEADED PANEL PROGRAM



SMOOTH

WOOD GRAIN

ROUGH SAWN

- Choose your **PVC TRIM BOARD** size and texture (available in smooth, woodgrain, or rough sawn, 16' or 18')
- Choose your **PVC SHEET STOCK** size and texture (smooth and wood grain only)
- Select your **PVC BEADED SHEETS**
- Select your **PVC MOULDINGS**
- Choose from any of our color recommendations (3-4 week lead time) or select any PPG Paints color of your choosing (4-5 week lead time)
- Add **STARBORN PRO PLUGS SYSTEM** (boxes are 250 lineal foot of coverage = 375 plugs / 375 screws)
* prefinished to your color selection
- Add some **TOUCH UP PAINT**



GARDEN STATE LUMBER COLOR RECOMMENDATIONS

The following color recommendations have been carefully selected to match the most common siding and window manufacturer color palettes available in the market.

(3-4 week lead time)



OR GET CUSTOM COLORS

We can pre-finish to any PPG Paints color of your choosing using the PPG color code.
(4-5 week lead time)

- * All pre-finished color PVC products finished on 3 sides, face and 2 edges
- * Garden State Lumber recommends ordering an additional cushion of 5-10% of material to make sure jobs needs are covered



PREFINISH IT

GET YOUR PVC PAINTED

Garden State Lumber now offers PVC mouldings, trim boards and sheet goods prefinished in any PPG Paints color of your choosing. Avoid the hassle and time of painting on-site and get a consistent, high quality manufacturer finish with a 25 year warranty.



- The durability of NuCedar Trim color is achieved through a unique surface technology developed in conjunction with PPG Paints.
- NuCedar Trim's unique finish protects the PVC core against UV exposure, so that it never warps or twists in the sun.
- The water-based, solar-reflective coating is extremely durable and will not peel, crack or chip.
- NuCedar Trim carries a 25-year warranty on both the material and the finish.





REFLECTIONS

PVC WINDOW SURROUNDS

Please See Our Reflections Catalogue For Our Full Product Offering

The reflections line is a series of prefabricated custom pvc window surrounds that are sure to enhance the architecture of any home. Constructed using our Palladium PVC Line of durable, rot resistant cellular pvc s4s and mouldings, our surrounds are assembled with the highest level of craftsmanship and quality.

Featuring 8 distinct styles and offering any custom style or design, our reflections line is sure to meet the needs of builders, contractors, designers and homeowners alike.

Whether new construction or remodel, our easy to order surrounds come fully assembled with

all included hardware as well as our custom aluminum drip cap* with siding channel. Installation is simple and clean using the cortex fastening system with included drill bit. The cortex fastening system offers a secure face mounting application with concealed fastener heads without caulking, sanding or painting.

Our standard surrounds come square edged with 3-1/2" frame size (casing width) but can be modified using our optional upgrades. These include an applied apron below the historic sill, 3/4" x 3/4" siding channel as well as a 5-1/2" wide frame size. All of our units can also be modified to fit most all architect specs and applications.

From quoting to job completion, the reflections line has been designed with simplicity in mind.

*You provide us with the surround # and the unit dimensions** of your windows and we take care of the rest...*

* ALUMINUM DRIP CAP COMES LOOSE AND CAN BE DISCARDED IF IT DOES NOT FIT YOUR APPLICATION

** WE ACCEPT BOTH THE UNIT DIMENSIONS PROVIDED BY THE MANUFACTURER AS WELL AS THE UNIT NUMBERS OF THE MOST COMMONLY USED WINDOW LINES

(ALL REFLECTIONS SURROUNDS ARE MADE WITH A 3/16" TOLERANCE TO THE DIMENSIONS PROVIDED)

— Manufactured by Slatcon Inc. —



GSWS1

Top: 1" x 5-1/2" S4S with WM164 Base Cap, SC234 Solid Crown, Custom Drip Cap

Sides: 1" x 3-1/2" S4S

Bottom: Historic Sill

GSWS2

Top: 1" x 5-1/2" S4S with WM164 Base Cap, Rams Crown, Custom Drip Cap

Sides: 1" x 3-1/2" S4S

Bottom: Historic Sill

GSWS4

Top: 1" x 5-1/2" S4S with Rams Crown, Custom Drip Cap

Sides: 1" x 3-1/2" S4S

Bottom: Historic Sill

GSWS4B

Top: 1" x 5-1/2" S4S with SC234 Solid Crown, Custom Drip Cap

Sides: 1" x 3-1/2" S4S

Bottom: Historic Sill

GSWS5

Top: 1" x 3-1/2" S4S with Custom Drip Cap

Sides: 1" x 3-1/2" S4S

Bottom: Historic Sill

GSWS6

Top: 3/4" x 3-1/2" S4S with Back Band, Custom Drip Cap

Sides: 3/4" x 3-1/2" S4S with Backband

Bottom: Historic Sill

GSWS7

Top: 1" x 3-1/2" S4S with Custom Drip Cap

Sides: 1" x 3-1/2" S4S

Bottom: 1" x 3-1/2" S4S

www.gardenstatelumber.com

GET YOUR WINDOW SURROUNDS PAINTED
See pages 132-133 for details



NuCedar Mills®


finely crafted exteriors

NuCedar Shingles

13" & 18" ROUGHSAWN SHINGLES

AVAILABLE IN 13 STANDARD COLORS OR
CUSTOM PPG PAINT COLORS

ALL STANDARD COLORS IN STOCK FOR IMMEDIATE SHIPMENT



NuCedar Vertical Siding

CHANNEL RUSTIC | SHIPLAP | BOARD & BATTEN

SMOOTH & ROUGHSAWN

AVAILABLE IN 13 STANDARD COLORS (3 WEEKS) OR
CUSTOM PPG PAINT COLORS (4 WEEKS)



NuCedar Classic Clapboard®

4", 6", 8" EXPOSURE CLASSIC CLAPBOARD

AVAILABLE IN SMOOTH & ROUGHSAWN

AVAILABLE IN 13 STANDARD COLORS (3 WEEKS) OR
CUSTOM PPG PAINT COLORS (4 WEEKS)





NuCedar Shingles in RoughSawn™—Argos



NuCedar Mills®
finely crafted exteriors

NuCedar Shingles

ALL COLORS IN STOCK FOR IMMEDIATE SHIPMENT

NuCedar Shingles accurately capture the natural beauty and charm of precisely tapered, resquared, and rebuttet cedar shingles. With no two shingles produced exactly the same, craftsmen are able to create the quilt-like patterns once only possible with natural cedar. Available in 13 traditional colors.



SKU	Shingles	Exposure	Thickness	Width	Box Qty	Colors
NCS13	13"	up to 5"	1/2"	4", 5", 6", 7", 8"	1/4 Square	All in stock
NCS18	18"	5"-7"	1/2"	5", 6", 7", 8", 9"	1/4 Square	All in stock

*1 box = 1/4 square (4 box per square). 1 Square - 100 Sq Ft of coverage

ACCESSORIES



4oz Dauber of Paint
Touchup Paint
1 included with every 20 boxes (5 square)
SKU: PAINT-D



Matching Pint, Quart or Gallon of Paint
Pint: PAINT-P
Quart: PAINT-Q
Gallon: PAINT-G



Fill & Flex Adhesive for Shingles/Trim
300 ML (10 Oz. Tube)
SKU: FILLNFLX

INSTALLATION

NuCedar RoughSawn Shingles™ are Manufactured from PVC making them resistant to the effects of salt air, weathering, and infestation. Our shingles outperform cedar in durability and color retention, and carry a **25-year transferable warranty**.



Installs just like traditional cedar shingles. Use exterior grade ring shank (SD Stainless) or siding nails or at least 7/16" wide crown stainless steel staples.



Utilizes Standard Trim and Corners.



Alternate shingle courses on corners to create a "Boston Weave."

Timeless Beauty

SEE GARDENSTATELUMBER.COM OR NUCEDAR.COM FOR FULL INSTALLATION INSTRUCTIONS



NuCedar Board & Batten —Cedar

All Vertical Siding Available In



RoughSawn™



Smooth

25 YEAR WARRANTY

NuCedar Vertical Siding is impervious to infestation and water, allowing it to run to grade without worry of rotting, decay, or other moisture-related concerns. Factory finished with a water-based coating from PPG Paints™ and backed by a 25-year transferable warranty, NuCedar Vertical Siding offers unmatched durability, low maintenance, and simple installation.

Available in 13 standard colors or custom PPG Paint colors



SUPER WHITE (NC-01)

WOOL SKEIN (NC-02)

BASKET BEIGE (NC-03)

ARGOS (NC-04)

ANTIQUE WHITE (NC-05)

WORLDLY GRAY (NC-06)

INTELLECTUAL GRAY (NC-07)

CEDAR (NC-08)

SVELTE SAGE (NC-09)

QUIVER TAN (NC-10)

ALEUTIAN BLUE (NC-11)

COASTAL PLAIN (NC-12)

BRACING BLUE (NC-13)



NuCedar Mills®
finely crafted exteriors

NuCedar Vertical Siding

3 WEEKS (STANDARD COLOR) / 4 WEEKS (CUSTOM COLOR)

Whether used as an accent or as cladding on an entire home, NuCedar Mills' three vertical siding styles are designed to capture the historic character and rustic charm of architectural designs while offering an extended level of durability, low maintenance, and ease of installation. Available in 13 traditional color options.



Channel Rustic (Shown in Cedar Color NC-08)

SKU	Dimension	Face Width	Channel Width	Length	Approx Pc / Sq
RUSTIC6	5/8" x 5-1/2"	4"	1"	16'	15
RUSTIC8	5/8" x 7-1/4"	5-3/4"	1"	16'	12

4 oz of Touchup Paint supplied with every 6 Squares

Suggested Accessories: Starborn Pro-plug or Headcote Fasteners, Fill & Flex Adhesive, Standard or J-pocket trim and corners (see page 144)



Shiplap (Shown in Basket Beige Color NC-03)

SKU	Dimension	Face Width	Length	Approx Pc / Sq
SHIP6	5/8" x 5-1/2"	5"	16'	15
SHIP8	5/8" x 7-1/4"	6-3/4"	16'	12

4 oz of Touchup Paint supplied with every 6 Squares

Suggested Accessories: Starborn Pro-plug or Headcote Fasteners, Fill & Flex Adhesive, Standard or J-pocket trim and corners (see page 144)



Board & Batten (Shown in Svelte Sage Color NC-09)

SKU	Dimension	Length	Approx Pc / Sq
BOARD	5/8" x 9-1/4"	16'	9
BATTEN	3/4" x 2"	16'	9

4 oz of Touchup Paint supplied with every 6 Squares

Suggested Accessories: Starborn Pro-plug or Headcote Fasteners, Fill & Flex Adhesive, Standard or J-pocket trim and corners (see page 144)

ACCESSORIES



PRO PLUG® -
375 2" Screws & Plugs
SKU: STARPVC-P



Headcote® 1-5/8" Screws
(tub & pail)
Tub (350 PC / 100 SQ FT): HCOAT-T
Pail (1050 PC / 300 SQ FT): HCOAT-P
Smart-Bit® Depth Setter: SBIT



Matching Pint, Quart
or Gallon of Paint
4oz Dauber: PAINT-D
Pint SKU: PAINT-P
Quart SKU: PAINT-Q
Gallon SKU: PAINT-G




Fill & Flex Adhesive
for Shingles/Trim
300 ML (10 Oz. Tube)
SKU: FILLNFLX

Timeless Beauty


SEE GARDENSTATELUMBER.COM OR NUCEDAR.COM FOR FULL INSTALLATION INSTRUCTIONS



NuCedar Classic Clapboard®—Worldly Gray



RoughSawn™



Smooth

All Classic Clapboard® Available In

Available in 13 standard colors or custom PPG Paint colors



	SUPER WHITE (NC-01)	WOOL SKEIN (NC-02)	BASKET BEIGE (NC-03)	ARGOS (NC-04)	ANTIQUE WHITE (NC-05)	WORLDLY GRAY (NC-06)
INTELLECTUAL GRAY (NC-07)	CEDAR (NC-08)	SVELTE SAGE (NC-09)	QUIVER TAN (NC-10)	ALEUTIAN BLUE (NC-11)	COASTAL PLAIN (NC-12)	BRACING BLUE (NC-13)



NuCedar Mills®
finely crafted exteriors


NuCedar Classic Clapboard®

3 WEEKS (STANDARD COLOR) / 4 WEEKS (CUSTOM COLOR)


NuCedar Classic Clapboard® is the only siding products ever created to give your home the precise replication of beautifully finished cedar. Available in 13 traditional colors.



4" Exposure Classic Clapboard®
(Shown in Bracing Blue Color NC-13)



6" Exposure Classic Clapboard®
(Shown in Basket Beige Color NC-03)



8" Exposure Classic Clapboard®
(Shown in Intellectual Gray Color NC-07)

SKU	Clapboard	Exposure	Dimensions	Length	Approx Pc / Sq
CLAP4	4" Exp. Classic Clapboard®	4"	1/2" x 5-1/4"	16'	19
CLAP6	6" Exp. Classic Clapboard®	6"	1/2" x 7-1/4"	16'	13
CLAP8	8" Exp. Classic Clapboard®	8"	5/8" x 9-1/4"	16'	10


INCLUDED ACCESSORIES



4oz Dauber of Paint
1 included with every 6 squares
SKU: PAINT-D



Methacrylate Adhesive Kits
1 Kit Included With Every 50 Pieces Of 4" Clapboard And 2 Kits For Every 50 PC Of 6" Or 8" Clapboard
SKU: MKIT



Z-Clips™
22" long – 6 PC Included With Every 16' Of Clapboard
SKU: ZCLIP

REQUIRED ACCESSORIES *(Not Included)*



Starter Strip
10' Long Starter Strips Are Required For Installation. Customer Must Specify Quantity Of Starter Strips Required Based On Job Needs
SKU: STARTER



Universal Trim



Header Trim



Universal Corner

Universal Trim, Header Trim, Universal Corners
See Page 144 For Available Sizes

OPTIONAL ACCESSORIES

Snap-In Inserts (10' Long)

SKU: SNAP4 (For 4" Exposure)
SKU: SNAP6 (For 6" Exposure)
SKU: SNAP8 (For 8" Exposure)



Traditional homes are recognized for butted cedar clapboard around windows, doors, and corners. NuCedar's Universal Trim and Corners accommodate Snap-In Inserts™, thereby replicating this classic look.

Timeless Beauty

SEE GARDENSTATELUMBER.COM OR NUCEDAR.COM FOR FULL INSTALLATION INSTRUCTIONS



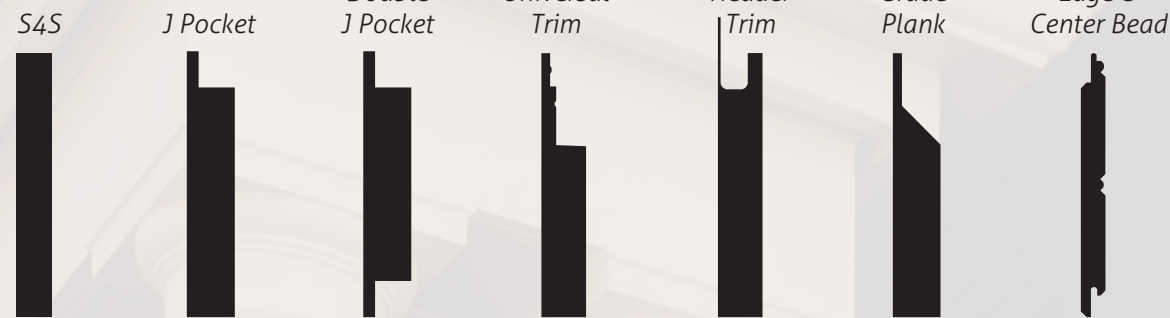
NuCedar Mills®
finely crafted exteriors

NuCedar Trim

3 WEEKS (STANDARD COLOR) / 4 WEEKS (CUSTOM COLOR)



Trim



SKU	Nominal Size	Actual Size	Length	Available In
S4S TRIMBOARD				
D12PVC-P	1" x 2"	3/4" x 1-1/2"	16' & 18'	Smooth / Woodgrain / Roughsawn
D13PVC-P	1" x 3"	3/4" x 2-1/2"	16' & 18'	Smooth / Woodgrain / Roughsawn
D14PVC-P	1" x 4"	3/4" x 3-1/2"	16' & 18'	Smooth / Woodgrain / Roughsawn
D15PVC-P	1" x 5"	3/4" x 4-1/2"	16' & 18'	Smooth / Woodgrain / Roughsawn
D16PVC-P	1" x 6"	3/4" x 5-1/2"	16' & 18'	Smooth / Woodgrain / Roughsawn
D18PVC-P	1" x 8"	3/4" x 7-1/4"	16' & 18'	Smooth / Woodgrain / Roughsawn
D110PVC-P	1" x 10"	3/4" x 9-1/4"	16' & 18'	Smooth / Woodgrain / Roughsawn
D112PVC-P	1" x 12"	3/4" x 11-1/4"	16' & 18'	Smooth / Woodgrain / Roughsawn
D116PVC-P	1" x 16"	3/4" x 15-1/4"	16' & 18'	Smooth / Woodgrain / Roughsawn
D544PVC-P	5/4" x 4"	1" x 3-1/2"	16' & 18'	Smooth / Woodgrain / Roughsawn
D546PVC-P	5/4" x 6"	1" x 5-1/2"	16' & 18'	Smooth / Woodgrain / Roughsawn
D548PVC-P	5/4" x 8"	1" x 7-1/4"	16' & 18'	Smooth / Woodgrain / Roughsawn
D5410PVC-P	5/4" x 10"	1" x 9-1/4"	16' & 18'	Smooth / Woodgrain / Roughsawn
D5412PVC-P	5/4" x 12"	1" x 11-1/4"	16' & 18'	Smooth / Woodgrain / Roughsawn
J-POCKET TRIM – WITH 3/4" x 3/4" DADO				
JTRIM4	5/4" x 4"	1" x 4"	18'	Smooth / Woodgrain / Roughsawn
JTRIM6	5/4" x 6"	1" x 5-1/2"	18'	Smooth / Woodgrain / Roughsawn
JTRIM8	5/4" x 8"	1" x 7-1/4"	18'	Smooth / Woodgrain / Roughsawn
JTRIM10	5/4" x 10"	1" x 9-1/4"	18'	Smooth / Woodgrain / Roughsawn
JTRIM12	5/4" x 12"	1" x 11-1/4"	18'	Smooth / Woodgrain / Roughsawn
DOUBLE J-POCKET TRIM – WITH 3/4" x 3/4" DADO 2 SIDES				
DJTRIM4	5/4" x 4"	1" x 4"	18'	Smooth / Woodgrain / Roughsawn
DJTRIM6	5/4" x 6"	1" x 5-1/2"	18'	Smooth / Woodgrain / Roughsawn
DJTRIM8	5/4" x 8"	1" x 7-1/4"	18'	Smooth / Woodgrain / Roughsawn
DJTRIM10	5/4" x 10"	1" x 9-1/4"	18'	Smooth / Woodgrain / Roughsawn
DJTRIM12	5/4" x 12"	1" x 11-1/4"	18'	Smooth / Woodgrain / Roughsawn
UNIVERSAL TRIM				
UTRIM4	5/4" x 4"	1" x 4"	18'	Smooth / Woodgrain / Roughsawn
UTRIM6	5/4" x 6"	1" x 5-1/2"	18'	Smooth / Woodgrain / Roughsawn
UTRIM8	5/4" x 8"	1" x 7-1/4"	18'	Smooth / Woodgrain / Roughsawn
UTRIM10	5/4" x 10"	1" x 9-1/4"	18'	Smooth / Woodgrain / Roughsawn
UTRIM12	5/4" x 12"	1" x 11-1/4"	18'	Smooth / Woodgrain / Roughsawn
HEADER TRIM				
HTRIM4	5/4" x 4"	1" x 4"	18'	Smooth / Woodgrain / Roughsawn
HTRIM6	5/4" x 6"	1" x 5-1/2"	18'	Smooth / Woodgrain / Roughsawn
GRADE PLANK				
PLANK16	1" x 6"	3/4" x 5-1/2"	18'	Smooth / Woodgrain / Roughsawn
PLANK18	1" x 8"	3/4" x 7-1/4"	18'	Smooth / Woodgrain / Roughsawn
PLANK110	1" x 10"	3/4" x 9-1/4"	18'	Smooth / Woodgrain / Roughsawn
PLANK546	5/4" x 6"	1" x 5-1/2"	18'	Smooth / Woodgrain / Roughsawn
PLANK548	5/4" x 8"	1" x 7-1/4"	18'	Smooth / Woodgrain / Roughsawn
PLANK5410	5/4" x 10"	1" x 9-1/4"	18'	Smooth / Woodgrain / Roughsawn
EDGE & CENTER BEAD				
ECB55PVC-P	1/2" x 6"	1/2" x 5-1/2"	16'	Smooth
34ECB55PVC-P	3/4" x 6"	3/4" x 5-1/2"	16'	Smooth




NuCedar Mills®
finely crafted exteriors

NuCedar Trim

3 WEEKS (STANDARD COLOR) / 4 WEEKS (CUSTOM COLOR)



Corners



SKU	Corner	Nominal Size	Actual Size	Length	Available In
SCORNER4	Standard Corner	5/4" x 4"	1" x 3-1/2"	20'	Smooth / Woodgrain / Roughsawn
SCORNER6	Standard Corner	5/4" x 6"	1" x 5-1/2"	20'	Smooth / Woodgrain / Roughsawn
JCORNER	J Corner	5/4" x 6"	1" x 5-1/2"	20'	Smooth / Woodgrain / Roughsawn
UCORNER	Universal Corner	5/4" x 6"	1" x 5-1/2"	20'	Smooth / Woodgrain / Roughsawn
CCORNER	Cape Cod Corner	5/4" x 6"	1" x 5-1/2"	20'	Smooth / Woodgrain / Roughsawn

Mouldings

See pages 128-131 for details of PVC mouldings



NuCedar Colors



Available in 15 standard colors (2 trim only colors) or custom PPG Paint colors

SUPER WHITE (NC-01)	WOOL SKEIN (NC-02)	BASKET BEIGE (NC-03)	ARGOS (NC-04)	ANTIQUE WHITE (NC-05)	WORLDLY GRAY (NC-06)	INTELLECTUAL GRAY (NC-07)	CEDAR (NC-08)
SVELTE SAGE (NC-09)	QUIVER TAN (NC-10)	ALEUTIAN BLUE (NC-11)	COASTAL PLAIN (NC-12)	BRACING BLUE (NC-13)	ANDERSEN GREEN (NCAG) Trim Only	WINEBERRY (NCWB) Trim Only	PPG CUSTOM COLORS



WWW.GARDENSTATELUMBER.COM