

CUSTOM ARCHES

& Architectural Accents



WWW.GARDENSTATELUMBER.COM



CUSTOM ARCHES

& Architectural Accents

Garden State Lumber & Hinchman Architectural Millwork have come together to bring you our newest offering of custom millwork products. With over 100 years of combined millwork experience we have gained the knowledge and expertise to provide the highest quality craftsmanship available in the industry. Whether trimming your basic arched opening or tackling the most complex of architectural styles, we can accommodate the most elaborate fabrications your imagination can create.

The following pages depict some of the more common applications. Please call our inside sales staff for pricing on any of the products shown as well as any custom creation your millwork plans may call for.


- PVC
- Primed MDF
- Over 85 Hardwood Species
- Jobsite measuring for complex projects
- Short lead times
- Quality craftsmanship

ARCH CASINGS

- Available in Primed MDF, PVC, most hardwood species
- 3/16" Reveal will be added to all supplied measurements & templates
- Reveal can be adjusted upon specification
- Most casings for Andersen units can be manufactured by Andersen unit number

HALF ROUNDS

SHOWN: PL458 PRIMED MDF




Measurements Required:

△ Measurement Only - Inside Jamb To Jamb

CUSTOM ARCHES & Architectural Accents

EYEBROWS / ARCHES

SHOWN: GS419 IN AMERICAN CHERRY



Measurements Required:

- A Measurement - Unit Width/Inside Jamb to Jamb
- B Measurement - Chord Height to Inside of Jamb

ELLIPTICALS

SHOWN: ES1 EASTERN WHITE PINE



TEMPLATE REQUIRED

Measurement Required: A Measurement Only – Inside Width Jamb to Jamb

Elliptical units require a template of the jamb supplied on Red Rosin paper, Tyvek, or any flat surface durable paper (cardboard templates tend to lose the measurement accuracy required once folded). A measurement must be supplied with template to ensure accuracy of finished product.

- Available in Primed MDF, PVC, most hardwood species
- 3/46" Reveal will be added to all supplied measurements & templates

- Reveal can be adjusted upon specification
- Most casings for Andersen units can be manufactured by Andersen unit number



OVALS

SHOWN: ES1 IN PVC


Measurements Required:

- A Measurement - Unit Width
Inside Jamb to Jamb
- B Measurement - Unit Height
Inside Jamb to Jamb

* All our milled PVC Arches will have a factory applied bonding primer to obtain a smooth finished product

Oval units require a template of the jamb supplied on Red Rosin paper, Tyvek, or any flat surface durable paper (cardboard templates tend to lose the measurement accuracy required once folded). A and B measurements must be supplied with template to ensure accuracy of finished product.

TEMPLATE REQUIRED




FULL ROUNDS

SHOWN: 5/4 X 4 (1" X 3-1/2") PVC

Measurements Required:

- A Measurement Only -
Unit Width/Inside Jamb to Jamb (diameter)



CUSTOM ARCHES & Architectural Accents

PRE-FABRICATED JAMBS

SHOWN: VARIOUS WIDTH JAMBS IN AMERICAN CHERRY, MAPLE, SAPELE



- Available in any shape, size and width
- Paneled jambs available upon request

PRE-FABRICATED ARCHED OPENINGS



AVAILABLE WITH OR WITHOUT
CAPITAL BANDS →

- Available in any shape, size and width
- Available with applied keystones
- Save hours of installation
- Precision crafted for a perfect fit

PRE-FABRICATED ARCHED OPENINGS



STEP 1



Drywall hangs past
rough opening 16"

← Rough opening

STEP 2



Align center of
supplied template
to center of rough
opening at desired
height

Level and
trace template

STEP 3



Cut drywall along
template line

STEP 4



Slide in Pre-Fabricated
Casing with jamb
around wall


Center... **Level** and
fasten in place

CUSTOM ARCHES & Architectural Accents




CROWN

SHOWN: PLC712 MAPLE




- Concave radius as tight as 10"
- Convex radius as tight as 20"
- Crowns up to 10-1/2" wide
- Outstanding for any uplighting application
- Available in MDF, PVC, most hardwood species



BASE

SHOWN: PLB612 MAHOGANY



- Convex or concave radius
- Ideal for hardwood applications (radius limitations may apply)

FLUTED CASINGS/PILASTERS

SHOWN IN CHERRY, SAPELE MAHOGANY, MAPLE



Available in Primed MDF, PVC,
Most Hardwood Species

Up to 8' in Length

A Thickness of Pilaster
Available Thicknesses
MDF – 3/4", 1", 1-3/16", 1-1/2"
PVC – 3/4", 1"
Hardwoods – 3/4", 1-1/16"

B Overall Length

C Finished Width


D Distance From Bottom of
Pilaster to Flutes

E Distance From Top of
Pilaster to Flutes

- Custom widths and thicknesses available upon request

CUSTOM STRAIGHT RUNS OF PVC MOULDINGS

- Up to 2500' runs of any profile available in MILLED PVC in 8' and 16' lengths
- Milled PVC must be primed and painted
- 2500' + Runs available in FULLY EXTRUDED PVC
- Fully extruded PVC comes with smooth glossy factory finish (painting is optional)



CUSTOM ARCHES

& Architectural Accents



ASK ABOUT OUR OTHER PRODUCTS:



the
Prestige Line
ULTRA LITE MDF MOULDINGS

The
ESTATE
SERIES

*S*OUTHAMPTON
Primed Ultra Lite MDF Beadboard

White River
HARDWOODS • WOODWORKS, INC.



REFLECTIONS
PVC WINDOW SURROUNDS

22 MULLER ROAD, OAKLAND, NEW JERSEY 07436 \$5.00
PHONE: 800.526.4708 FAX: 201.651.1666 WWW.GARDENSTATELUMBER.COM